

Hub 2 Plus Jeweller

Security system control panel supporting photo verification. Compatible with all Ajax wireless devices of the Jeweller product line¹.

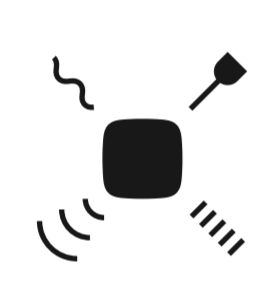


Find the detailed information on the device by QR code or at the link:


<http://ajax.systems/support/devices/hub-2-plus/>



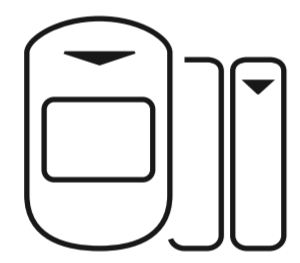
Key features




4 communication channels: Ethernet, Wi-Fi, and two SIM cards (2G/3G/4G)



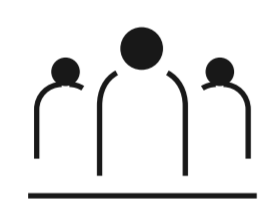
Detectors with photo verification support




Up to 200 devices




Up to 100 cameras or DVRs



Up to 200 users



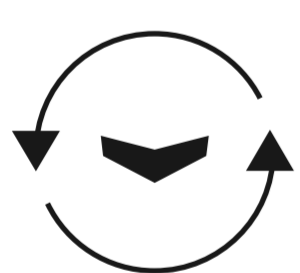
Up to 25 security groups



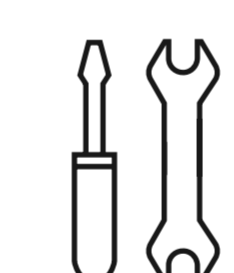
Up to 64 scenarios



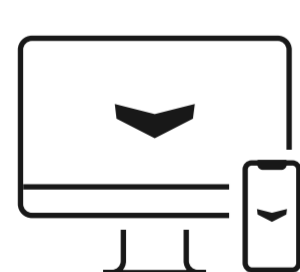
Up to 5 range extenders




Free software updates



Effortless installation and maintenance



Remote control and setup via the app



Connecting via QR code

Always online

To guarantee prompt alarm transmission to the monitoring station and users, Hub 2 Plus can be connected to four Internet providers at a time via Ethernet, Wi-Fi, and two SIM cards (2G, 3G, or LTE). Automatic switching between channels takes seconds.

Hub 2 Plus reduces the security system dependence on the conditions at the facility. The control panel is equipped with a backup battery, providing up to 15 hours of operation in case of a blackout. The system will report a power-down and a restoration of power to the CMS and all users.



Photo verification

To help CMS operators and clients assess the situation in case of alarm, Hub 2 Plus supports MotionCam and MotionCam Outdoor detectors. When triggered, detectors take a series of photos with the reason for alarm. Visual verification reduces unnecessary patrol dispatches and saves the client's nerves.

Hub 2 Plus runs up to 200 detectors with photo verification and delivers photos to users and security companies in 9 seconds, even when using SIM cards. Thanks to LTE support.



The control panel also supports motion detectors with the PhOD feature. Such devices take photos on demand and in the case of alarms.

Guaranteed delivery of alarms and photos

To ensure reliable communications with connected devices, Hub 2 Plus is equipped with four antennas and supports two proprietary radio protocols: **Jeweller** and **Wings**. **Jeweller** is responsible for transmitting commands, events, and alarms, while **Wings** provides transmission of photos. Ajax two-way radio communication uses frames to synchronize communication with connected devices, authentication to prevent forgery, and encryption to protect transmitted data.



Jeweller

up to 2,000 m Jeweller
communication range

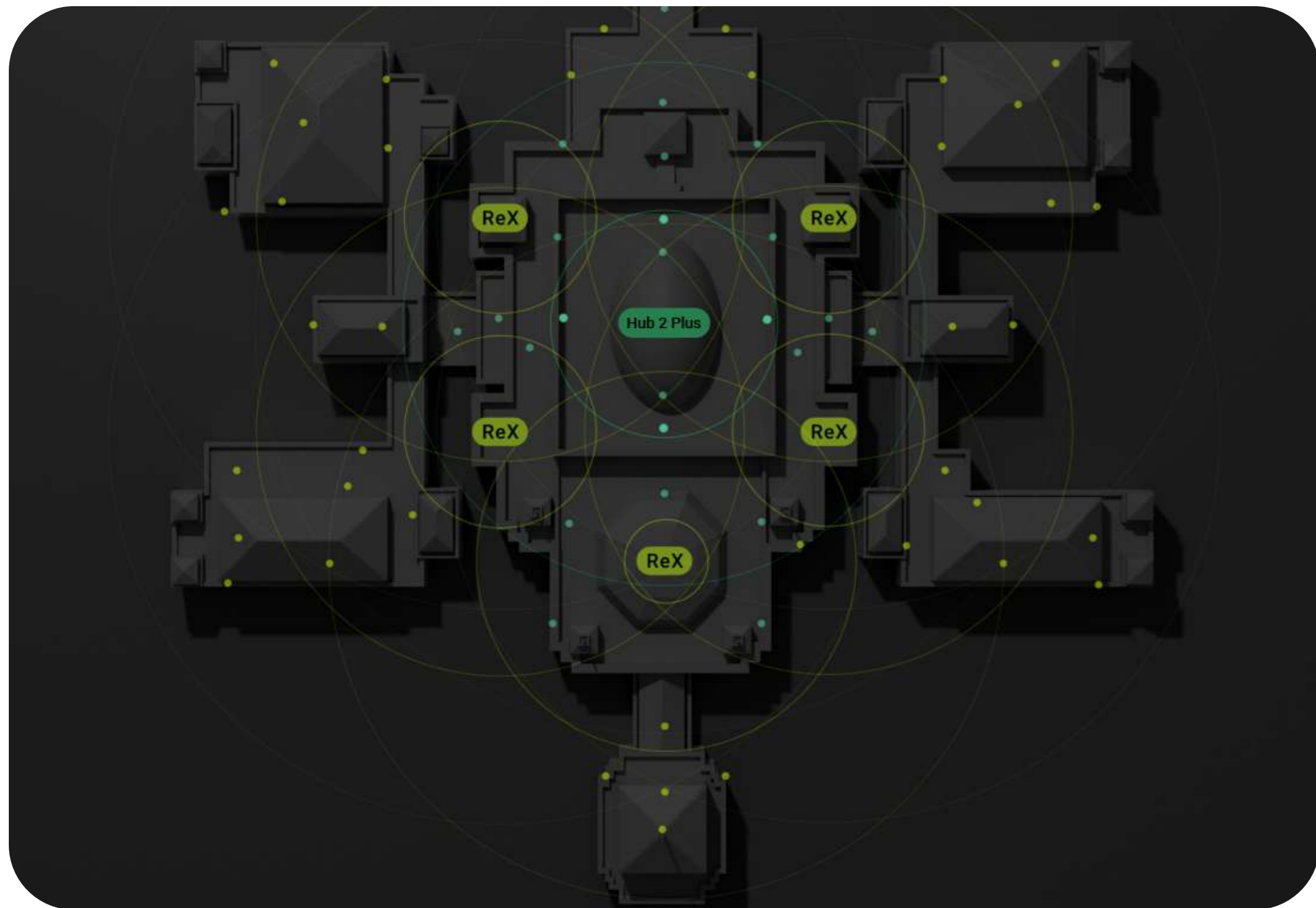
0.3 s Alarm delivery



Wings

up to 1,700 m Wings
communication range

9 s First photo delivery



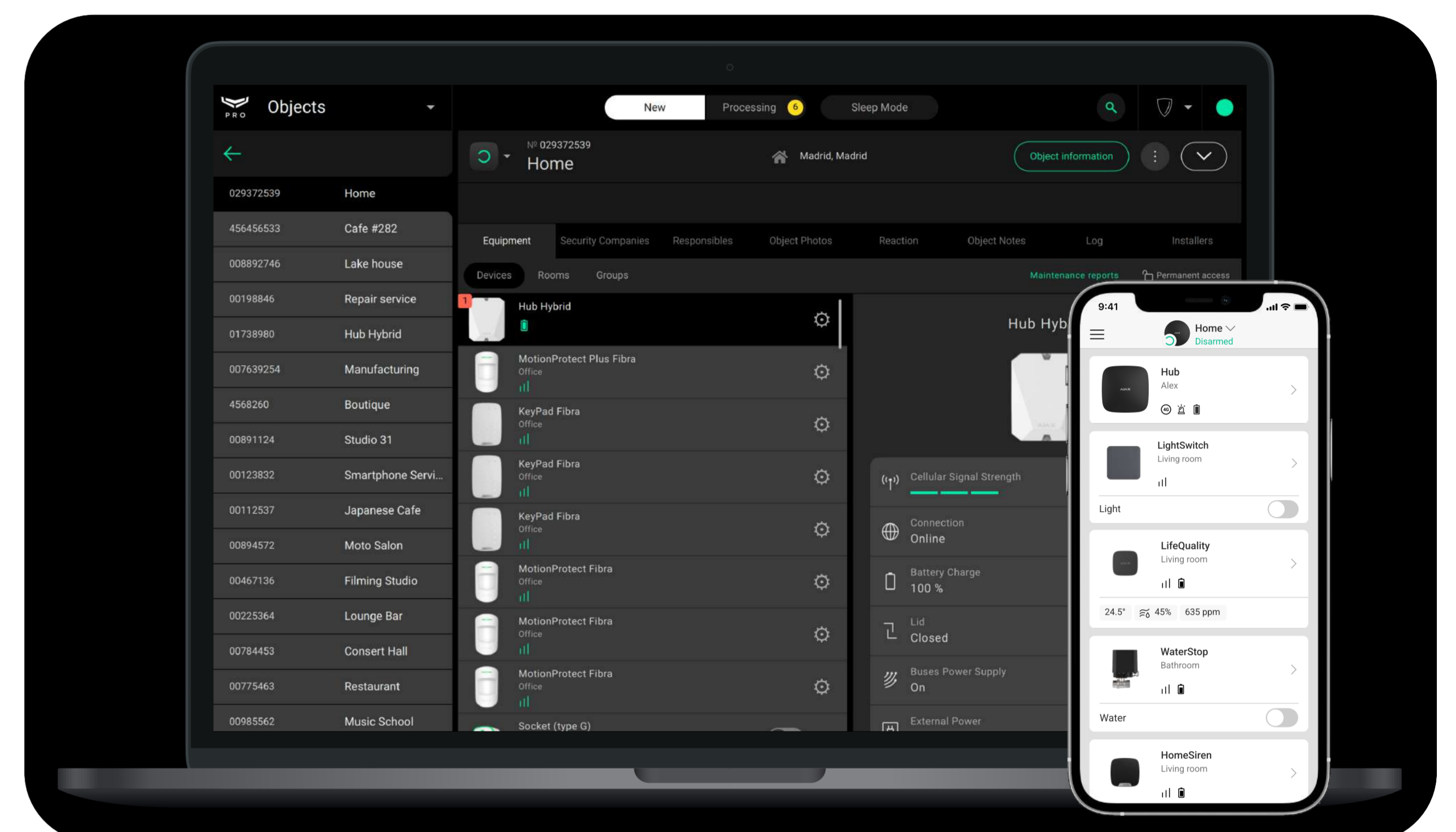
Protection of large premises

Business centres, factories, and multi-story villas with outbuildings – Hub 2 Plus is ready to secure even the most complicated properties. This hub can control up to 200 devices and manage 25 security groups with 200 users. This allows security personnel to divide large premises into zones and organize staff access.

Hub 2 Plus supports 64 scenarios. It can automatically arm and disarm the entire security system or certain groups by schedule. Using automation devices, Hub 2 Plus can control lights, electric locks, and roller shutters. Scenarios can be activated in response to security mode changes, alarms, or Button commands.

Controlled with apps

We've developed two types of applications: for users and for PRO. Users' apps are designed for monitoring alarms and managing security via smartphone. Apps for PRO are designed to manage system settings via PC or smartphone.





All types of Ajax apps connect to a hub using a secure channel with Ajax Cloud – our server solution located at several AWS data centres. All security system settings are always available in the app. Even when PRO is far away from the facility, he can connect CCTV cameras, add users, test radio signal level, create security groups and scenarios, or connect a hub to an alarm monitoring company.

Fast connection and installation

Hub 2 Plus is ready to work right out of the box. It comes with pre-installed communication modules, a power supply unit, and a backup battery. To begin the system set-up, you'll need to plug the device into a power socket, connect it to the Internet, insert SIM cards, and scan the QR code using the app. Thanks to SmartBracket, installers don't need to disassemble the control panel to mount it.



Technical specifications

<p>Compliance with standards</p>	<p>EN 50131 (Grade 2) PD 6662:2017</p>	<p>Connection to CMS</p>	<p>SurGard (Contact ID) SIA (DC-09) ADEMCO 685 Other proprietary protocols</p>
<p>Connected devices</p>	<p>up to 200 wireless devices Including up to 5 range extenders and up to 10 sirens</p>	<p>Features</p>	<p>200 users 100 cameras or DVRs 64 automation scenarios 25 security groups</p>
<p>Communication channels with Ajax devices</p>	<p> Jeweller communication technology</p> <p> Wings communication technology</p> <p>Frequency bands 866.0–866.5 MHz 868.0–868.6 MHz 868.7–869.2 MHz 905.0–926.5 MHz 915.85–926.5 MHz 921.0–922.0 MHz Depends on the sales region.</p> <p>Maximum effective radiated power (ERP) ≤25 mW</p> <p>Jeweller communication range up to 2,000 m In an open space</p> <p>Wings communication range up to 1,700 m In an open space</p>	<p>External communication channels</p>	<p>Ethernet 8P8C slot Up to 100 Mb/s</p> <p>Wi-Fi 802.11 b/g/n</p> <p>Cellular network 2 slots for micro-SIMs</p> <p>2G (GSM900/DCS1800 (B3/B8)) 3G (WCDMA 850/900/2100 (B1/B5/B8)) 4G/LTE (FDD B1/B3/B5/B7/B8/B20)</p>

<p>Power supply</p> <p>Main power supply 100–240 V~, 50/60 Hz</p> <p>Backup power supply Li-Ion battery with 2 A·h capacity</p>	<p>Installation</p> <p>Operating temperature range from -10°C to +40°C</p> <p>Operating humidity up to 75%</p> <p>Protection class IP20</p>
<p>Enclosure</p> <p>Colour white, black</p> <p>Dimensions 163 × 163 × 36 mm</p> <p>Weight 351 g</p> <p>Tampering alarm</p>	<p>Complete set</p> <p>Hub 2 Plus Jeweller Power cable Ethernet cable SIM card Depends on the region of sale Installation kit Quick Start Guide</p>

¹ – The hub cannot be connected to another hub. uartBridge or ocBridge Plus cannot be connected to the Ajax hubs.